

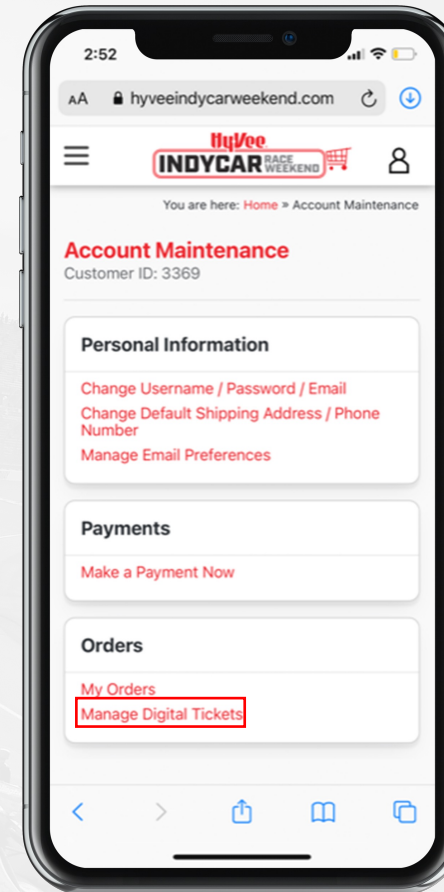
HY-VEE INDYCAR RACE WEEKEND DIGITAL TICKET GUIDE

HOW TO TRANSFER DIGITAL TICKETS ON A MOBILE BROWSER



STEP 1

Visit hyveeindycarweekend.com via your mobile phone's web browser, then select the "Sign In" account icon in the top right of the screen to login to your account.

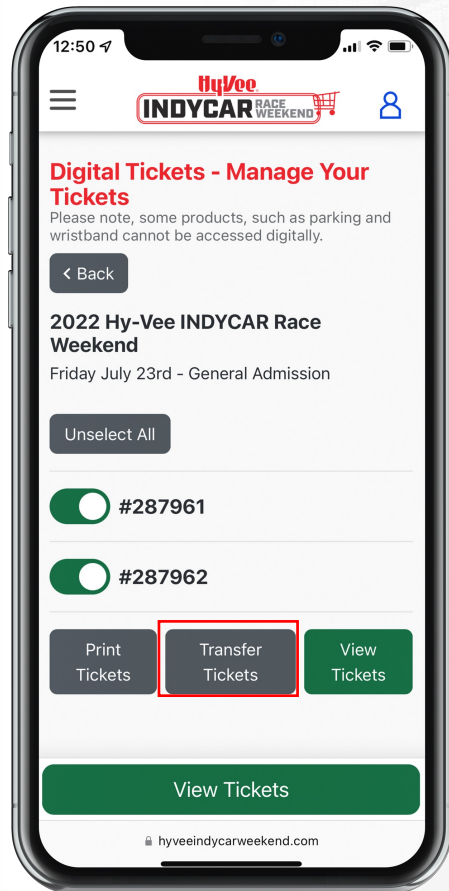


STEP 2

Once logged in, select "Manage Digital Tickets" at the bottom of the account maintenance page. Then, select "Manage Tickets" at the bottom of the screen.

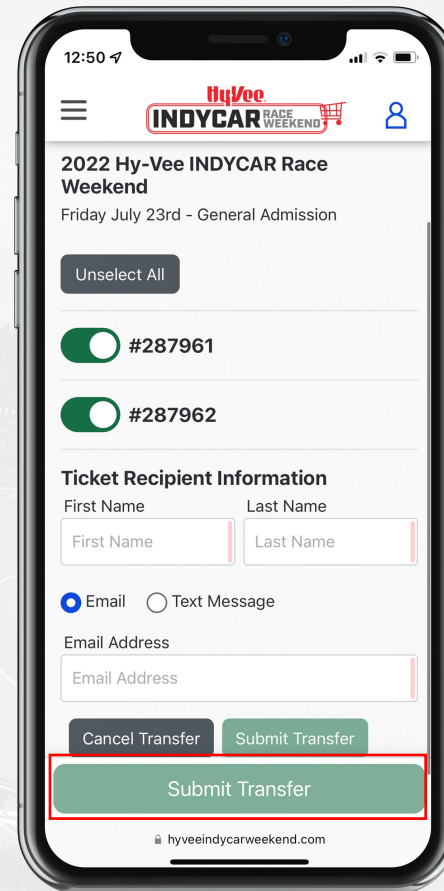
HY-VEE INDYCAR RACE WEEKEND DIGITAL TICKET GUIDE

HOW TO TRANSFER DIGITAL TICKETS ON A MOBILE BROWSER



STEP 3

Select the ticket you want to transfer by clicking the toggle button next to your ticket ID number. Then, select “Transfer Tickets.”



STEP 4

You may transfer tickets via text or email. To do so, enter the ticket recipient’s first and last name, then enter the recipient’s email address or mobile phone number that you want the tickets transferred to. Once all required fields have been filled out, select “Submit Transfer.”